


WEBER KSF

Automatic Sanding Machine

WEBER KSL

Automatic Sanding Machine



1913

WEBER puts over 100 years of tradition and experience into manufacturing its sanding machines

1955

WEBER has been producing wide belt sanding machines for more than 55 years

2013

With 6 series available, WEBER sets the standards in sanding technology today



WOOD IS OUR PASSION.

New materials are constantly being used in furniture, interior design and in exhibition stand construction. And yet, the aesthetic fascination of wood is timeless. Based on decades of experience and continual innovation, we develop our automatic sanding machines to meet the highest standards. This is the best prerequisite for ensuring that the living material wood, in all its diverse varieties, will delight after processing – as the result of efficient and resource-conserving production.



QUALITY IS OUR BUSINESS.

Quality is common practice at WEBER. It is evident in the overall concept of the sanding machines, the intelligent solutions and the numerous patented details, which always have the same result: perfectly sanded surfaces.





WEBER. **Ergonomic and intelligent**

Machine systems with complex functions need a control system that works precisely and can be intuitively operated: WEBER achieves this with a control concept that thinks along with you: whether it is the "i-Touch" rotary knob or, for instance, the automatic thickness setting.




WEBER. **Individualized and modular**

The requirements from industry, the manual trades, panel manufacturers and the furniture industry are very different. New materials and new designs often also require new production processes. WEBER concentrates intensively on these continually changing requirements for surfaces and attempts to provide a sensible and functional answer with suitable sanding technology. You will find exactly the right solution for your requirements in one of the series we offer.



WEBER. **Energy efficient and resource-saving**

Preserving handling of energy and resources is the order of the day. WEBER realizes these requirements in relation to electrics and mechanics. The sanding belt drives are equipped with high-efficiency rated motors, the main drives are equipped with "Eco-Drive". CBF sanding technology reduces sanding belt wear by increasing operating life for complicated sanding tasks. Workpiece-controlled workpiece cleaning as well as workpiece-controlled sanding belt blow-out save expensive compressed air.



Can be combined with up to 8 machining stations.

WEBER KSF | Automatic sanding machine

Universal model for industrial use from WEBER.
For wood sanding, veneer sanding and lacquer sanding.
Also combinable into sanding machine lines
in bottom sanding versions.

8

Reinforced construction of the machining stations.

WEBER KSL | Automatic sanding machine

High performance model for industrial use from WEBER.
The premium version meets the toughest requirements
in feeding and sanding performance.

14



WEBER KSF



WEBER KSL

WEBER KSF

Automatic sanding machine

The **KSF** series possesses the **WEBER sanding technology** with the patented **ISA/ISD segmented platen system**. All WEBER sanding and brushing stations can be integrated into it in any desired sequence. It can also be combined with its own brushing machine, which is equipped with special lengthwise and crosswise brushes.



1350 mm

1600 mm



1 to 8 sanding stations

- Operating widths 1350 and 1600 mm
- Version with 1 to 8 sanding stations
- Calibrating roller drive up to 37 kW
- Infinitely variable feed speed (3–25 m/min)
- Sanding belt length 2620 mm
- Sanding belt drive with frequency control
- Segmented platen ISA/ISD
- Multi panel MP 277
- “i-Touch” controller
- Flexible arrangement of sanding stations
- Universal sanding lamella


WEBER SANDING TECHNOLOGY

- Contact roller
- Cross belt
- Combination station
- Sanding pad station
- CBF version
- "X-Schliff"
- Planetary head
- Texturing brush
- Galaxydisc



WEBER KSF

High performance WEBER sanding technology meets the highest standards



WEBER ISA sectional pressure beam

For targeted sanding pressure

A good sanding result is dependent upon reliable segmented platen pressure technology, which adjusts the sanding pressure of individual segments to the workpiece size via electronic control. With the patented WEBER ISA version the pressure pieces and sanding lamella form one unit. This unit is maintenance-free and resistant to dirt.



WEBER sanding stations

Can be integrated in any sequence

The WEBER KSF automatic sanding machine can be equipped with up to 8 machining stations. The arrangement of the sanding stations can be varied as desired. In addition to the cross belt station and the wide belt stations, such as contact roller, combination station and wide belt with sanding pads, WEBER'S CBF sanding technology, "X-Schliff" and the WEBER brush technology can also be installed. The modular construction from WEBER permits the exchange of sanding stations at a later date.



WEBER CBF Sanding Technology

For smooth and even surfaces

A sanded surface free from chatter marks is an outstanding quality feature. WEBER has found the perfect solution in CBF technology. It operates with a crosswise running lamella belt situated internally within the wide belt station. The pressure lamellas continually interrupt contact to the sanding grains and thus prevent the sanding belt from leaving undesired chatter marks. The result: the surface is perfectly smooth and even. At the same time, the continually changing force prevents the surface from heating up and the sanding belts from sticking during the processing of lacquered and plastic surfaces. Similar to a cross sanding unit, the lamella belt operates without a control system, retains the full tolerance compensation of the segmented platen, wears evenly, and is economical to replace.

WEBER KSF

Complete WEBER sanding technology for a perfect finish every time



WEBER wide belt sanding

For perfect sanding results

The contact roller is used in the production of even surfaces and is also known as calibration. The spiral-shaped, grooved roller guarantees the highest degree of precision and enables large chip removal as well as ensures a long service life. The sanding pad serves to ensure improved surface quality - with solid wood and veneers. The segmented version of the sanding pad with electronic control can process tolerances up to 2 mm with the highest consistent quality.



WEBER cross sanding

For surfaces with reduced fibres

Automatic cross sanders have a long tradition at WEBER. Cross sanding means that the first sanding is performed crosswise to the feed direction and subsequent finish sanding in lengthwise direction. The crisscrossing cutting motion offers advantages over multiple inclined or lengthwise sanding steps. The cross belt operates at a 90° angle perpendicular to the grain. As a result, the fibrous surface texture, which normally runs lengthwise, is divided into small sections and subsequent removal is simplified. This removal is subsequently carried out using one or more wide sanding belts. Due to the crisscrossing sanding directions, noticeably fewer and shorter fibres remain on the surface.



WEBER "X-Schliff"

All sanding processes in one station

Flexibility is becoming increasingly important. For this reason, WEBER "X-Schliff" has all the sanding processes together in a single station. The sanding station can be easily converted from wide belt to cross belt sanding. Thus, sanding processes can alternate between calibration, longitudinal or cross sanding or using WEBER CBF sanding technology. Since today's requirements for various surfaces and lacquers call for different sequences of crosswise and lengthwise sanding, this new technology is able to simply respond to it. It enables lengthwise or crosswise final sanding, thus saving an additional machining station.



WEBER planetary head

For a uniform finish

With the planetary head technology WEBER is setting new standards in sanding quality. This patented head guarantees a perfect surface regardless of direction of wood fibre or shape of work piece whereby all edges are equally broken during passage. It is also possible to process 3D – surfaces, radius and profiles. During the subsequent lacquering process the wood fibres practically do no more raise up which finally results in lacquer saving and better surface quality.



WEBER texturing brushes

Automatic sanding machine

The KSL series is the high performance model from WEBER for industrial use. In addition to all the advantages of the KSF series, the KSL is distinguished by a reinforced construction of the machining stations, a contactless workpiece detection and high speed electronics. In this way the WEBER KSL meets the highest requirements in feeding and sanding performance.



WEBER "i-Touch" and WEBER Matrix

For intuitive operation

A rotary knob known as the "i-Touch" makes navigating through the most important functions on the coloured touch panel truly child's play. All sanding parameters such as e.g., sanding belt speed, feed speed and workpiece thickness can be directly accessed and operated via the "i-Touch" controller. Only the information necessary for the current operation is displayed in the matrix representation. In addition to the main function, direct access to saved programs is also possible. The operator simply selects the desired type of processing. The machine adjusts itself completely with the single push of a button.

WEBER KSL

Automatic sanding machine

The **KSL** series is the **high performance model** from WEBER for industrial use. In addition to all the advantages of the KSF series, the KSL is distinguished by a reinforced construction of the machining stations, a contactless workpiece detection and high speed electronics. In this way the WEBER KSL meets the highest requirements in feeding and sanding performance.



1350 mm

1600 mm



1 to 8 sanding stations

- Operating widths 1350 and 1600 mm
- Version with 1 to 8 sanding stations
- Calibrating roller drive to 37 kW
- Infinitely variable feed speed (5–70 m/min)
- Sanding belt length 2620 mm
- Sanding belt drives with frequency control
- Segmented platen ISA/ISD
- Multi panel MP 377
- “i-Touch” controller
- Flexible arrangement of sanding stations
- Universal sanding lamella

WEBER SANDING TECHNOLOGY

- Contact roller
- Cross belt
- Combined station
- Sanding pad station
- CBF version
- "X-Schliff"
- Planetary head
- Texturing brush
- Galaxydisc



WEBER KSL


For the toughest requirements in feeding and sanding performance



Contactless workpiece detection

WEBER SCAN with 100% detection


Precise workpiece scanning is prerequisite for smooth functioning sanding technology involving segmented platens. The WEBER SCAN operates contactless and in the process meets two important requirements: firstly, the uninterrupted detection of the entire operating width without grid division through switch rollers and secondly, problem-free operation without complicated mechanics. The laser covers the necessary tolerance field of 2 mm without any problems. Additionally, it can also be used to detect colour-defined surface areas. A further area of application of the laser is the timely detection of quality deviations during production.



High-speed electronics for signal detection

Designed for tremendous feed rates

With high feed speeds the processing times on the sanding stations are significantly reduced. In order to guarantee the required quality for all sanding processes, WEBER accordingly uses dimensioned pressure lamella here, to ensure the necessary removal at the respective stations.



Sanding technology adaptable to speed

For the highest processing quality

With high feed speeds the processing times on the sanding stations are significantly reduced. In order to guarantee the required quality for all sanding processes, WEBER accordingly uses dimensioned pressure lamella here, to ensure the necessary removal at the respective stations.



Drive power variably designed

Perfect for industrial use

High line speeds for the most varied sanding tasks require technology that allows variability of designing the cutting efficiency and thus drive power across a wide area. The KSL series is specially designed for industrial use.



WEBER KSL

Designed perfectly for industrial use





WEBER line integration

Unlimited integration

WEBER automatic sanding machines are used in production lines and lacquering units for wood sanding and also for lacquer intermediate sanding. The WEBER CBF sanding technology plays an important role in the final sanding for both processes. The quality of the resulting sanding represents the optimum basis for subsequent staining and lacquering. Since WEBER automatic sanding machines are controlled by Siemens S7 control systems, line integration is easily possible for all well-known manufacturers of lacquering units. In this way, the necessary parameters can be predefined and set centrally from the control station. To accommodate difficult spaces on site, the machines in the production lines are available with left-hand or right-hand operating and belt exchange sides.



Simultaneous machining of top and bottom surfaces

Double the perfect sanding quality

The sanding lines of the WEBER KSF and KSL series are designed for industrial use. The automatic sanding machines offer top and bottom sanding, as well as direct workpiece transfer without an intermediate conveyor belt. The electrical control cabinets are integrated in the machine frames to reduce the amount of installation space necessary. The entire sanding line is controlled and monitored from a central control panel. The selection and arrangement of the machining stations for top and bottom sanding can be varied as required. This ensures perfect adaptation of the machine configuration to each individual sanding task.

Quality from Upper Franconia

The tradition-rich company has existed for over 100 years and has manufactured sanding machines from the very beginning. The name WEBER is synonymous with innovation and high quality machine construction.



Hans Weber Sales & Service
PO Box 446
Paola, KS 66071
Phone 913-254-1611
Fax 913-254-1582
Email: sales@weberamerica.com
www.weberamerica.com

